



The April 3:13 Challenge

REMOTE Random acts of Kindness




Let us find ways to
**ENCOURAGE ONE
ANOTHER DAILY**

Hebrews 3:13

www.blessinks.com

REMOTE RANDOM ACTS OF KINDNESS (RRAK)

As we stay sequestered this month let us find ways to reach out and encourage one another. There are lots of ways to reach out remotely so we stay safe and keep other safe.



Challenge:

1. Identify 10 things you can do to
bless someone this month. Get the
printable
for some fun ideas and patterns.
2. Plan your blessings
3. Go bless people
4. Sketchnote the things you
did in your Life Journal - so we remember
5. Post about your RRAK on
Instagram (use #Sketchnoteboss)
or in the Sketchnote Boss Facebook Group.

30 REMOTE RANDOM ACTS OF KINDNESS (RRAK) IDEA PAGE

(*indicates more info or a pattern on the following pages.)

Tag someone to Do Getting to know you on FB*

Call and check on someone

Let someone go in front of you at the grocery store

Skype with a friend and do a bible journal page together*

Send an Easter Card *

Do a video chat

Do a task for some one

Make a prayer card for some and mail it to them*

Tell someone you love them

Leave a recommendation on LinkedIn

Promote a friend on social media

Make a meal for someone (leave it on their porch)

Smile big and send someone a selfie.

Pay for the person behind you at the drive through*

Do your own RRAK

Call 10 people in your contacts or on the church list to see how they are doing.

Send a care package to a soldier*

Make someone a gift and send it to them.

Help a neighbor with yardwork

Loan \$25 on KIVA*

Leave a really positive and substantial comment on IG

Leave a happy note in a neighbor's mail box*

Sketch note how to dye eggs and post it

Ask the person waiting on you at the store or drive thru how you can pray for them.

Pick some spring flowers from your yard and leave them on a neighbor's door step

Send a Heart Card*

Paint rocks with verses on them leave them around town

Leave cookies in the mailbox for the mailman

Be super kind to someone on the phone (telemarketer or someone helping you - bank, utility)

A SKETCHNOTE BOSS CHALLENGE

MARSHA BAKER © 2020 WWW.BLESSINGS.COM

More Information:

1. To make a prayer card, check out the tutorial

at VisualFaithMin.org

<https://www.visualfaithmin.org/prayer-cards>

2. Here's a great website to for information on how to send a package to a soldier.

<https://www.operationshobox.com/how-you-can-help/care-packages/>

3. Kiva is a micro-lending non-profit organization that lends small amounts of money to people all over the world. You get to read people's profile decide who to lend money to. I love doing this as I get to pray for real people on the other side of the world. Loans are \$25 with a \$3 service fee.


www.Kiva.org



Challenge Someone to do a Getting to Know you on Facebook:

Here are some questions feel free to make up your own and change any questions.

1. Is there a story about your name?
2. What's the best way to start your day?
3. Where's the coolest place you've ever been to?
4. What is your favorite snack food?
5. What things do people do that annoy you?
6. What's your favorite movie?
7. Are you usually late or early?
8. What's your superpower?
9. What's your favorite color
10. What skill would you like to master?
11. What is one thing you would like to accomplish this year?
12. What job would be terrible at?
13. If you could sit down and talk with anyone dead or alive who would it be?
14. What's th biggest challenge for you while we're sequestered?
15. What can we pray for you for?



Egg card - cut out the card and fold it. Decorate the front. It is designed for an invitation envelope.

4 1/2 c 5" envelope



Drive through blessings - doodle the front of the card

I hope this loving
Act of Kindness
Brightens
your day

I will never stop doing
good to you. Jeremiah 32:40



You are the recipient of a small
Act of Kindness

x	♥	○	x	♥	○
○	x	♥	○	x	♥
♥	○	x	♥	○	x
x	♥	○	x	♥	○
○	x	♥	○	x	♥
♥	○	x	♥	○	x

My plan for
your future
has always
been filled
with hope.
Jeremiah 29:11

Doodle cards - The next page is ready for you to doodle these cards and write some notes of encouragement.





A DOODLE GREETING BY
MARSHA BAKER c 2013 WWW.BLESSINKS.COM
EMAIL: BLESSINKS@LIVE.COM

P. O BOX 655
ST. CHARLES, MO 63302



A DOODLE GREETING BY
MARSHA BAKER c 2013 WWW.BLESSINKS.COM
EMAIL: BLESSINKS@LIVE.COM


P. O BOX 655
ST. CHARLES, MO 63302



These are bookmarks or spreads for your bible journaling. They were designed by Ann Gillaspie, who is a Visual Faith Coach and a member of Sketchnote Boss.


You can go to <https://www.visualfaithmin.org/covid19-resources> for more printables (all their resources are free)





This heart envelope is designed to print on an 8 1/2 x 11 sheet of paper.

1. Cut the heart out.
2. Fold the vertical lines inward
3. Fold on the horizontal dotted lines inward
4. The bottom of the heart becomes the top of the envelope.



This heart envelope is designed for a 12' x 12" sheet of paper.

1. Cut the heart out or regular paper.
2. Fold the 12 x 12 paper in half
3. Trace the heart with the straight line on the fold of the paper.
4. Fold the vertical lines inward
5. Fold on the horizontal dotted lines inward
6. The bottom of the heart becomes the top of the envelope.